Peak gate current (t_p=20 s , T_j=150)	I_{GM}	4	A
Average gate power dissipation (T_j=150)	$P_{G(AV)}$	0.5	W
Peak gate power	P_{GM}	10	W
Peak pulse voltage (T_j=25 ; non-repetitive,off-state;FIG.7)	V_{pp}	4.5	kV

ELECTRICAL CHARACTERISTICS (T_j=25 unless otherwise specified)

Symbol	Test Condition	Quadrant	Value		Unit
I_{GT}	V_D =12V R_L =33	- -	MAX.	25	mA
V_{GT}		- -	MAX.	1	V
V_{GD}	V_D =V_{DRM} T_j =150 R_L =3.3k	- -	MIN.	0.2	V
I_L	I_G =1.2I_{GT}	-	MAX.	40	mA
				60	
I_H	I_T =500mA		MAX.	30	mA
dV/dt	V_D=540V Gate Open T_j =125		MIN.	5000	V s
	V_D=540V Gate Open T_j =150			2000	
(dI/dt)c	(dV/dt)c=1 9 V j=150		MIN.	15	A/ms
t_{on}	I_G=40mA I_A=200mA I_R=20mA T_j=25		TYP.	2	s
t_{off}				30	
V_{CL}	I_{CL}=0.1mA t_p=1ms		MIN.	850	V

STATIC CHARACTERISTICS

Symbol	Parameter		Value(MAX .)	Unit
V_{TM}	I_{TM} =17A t_p=380 s	T_j=25	1.55	V
V_{TO}	Threshold voltage	T_j=150	0.73	V
R_D	Dynamic resistance	T_j=150	40	P
I_{DRM}	V_D =V_{DRM} V_R =V_{RRM}	T_j=25	3	A
I_{RRM}		T_j=150	0.5	mA

THERMAL RESISTANCES

Symbol	Parameter	Value	Unit
$R_{th(j-c)}$	junction to case (AC)	2.8	/W
$R_{th(j-a)}$	junction to ambient (AC)	50	/W

ORDERING INFORMATION

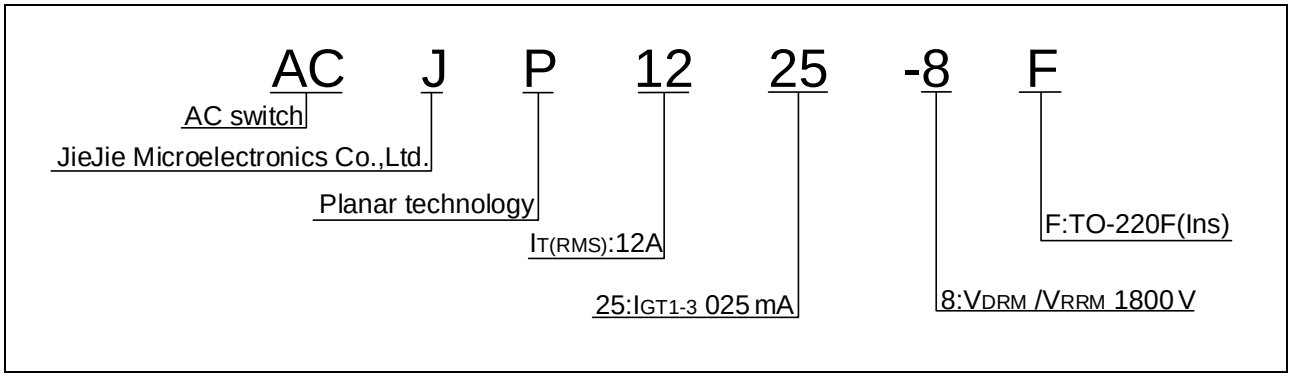

MARKING

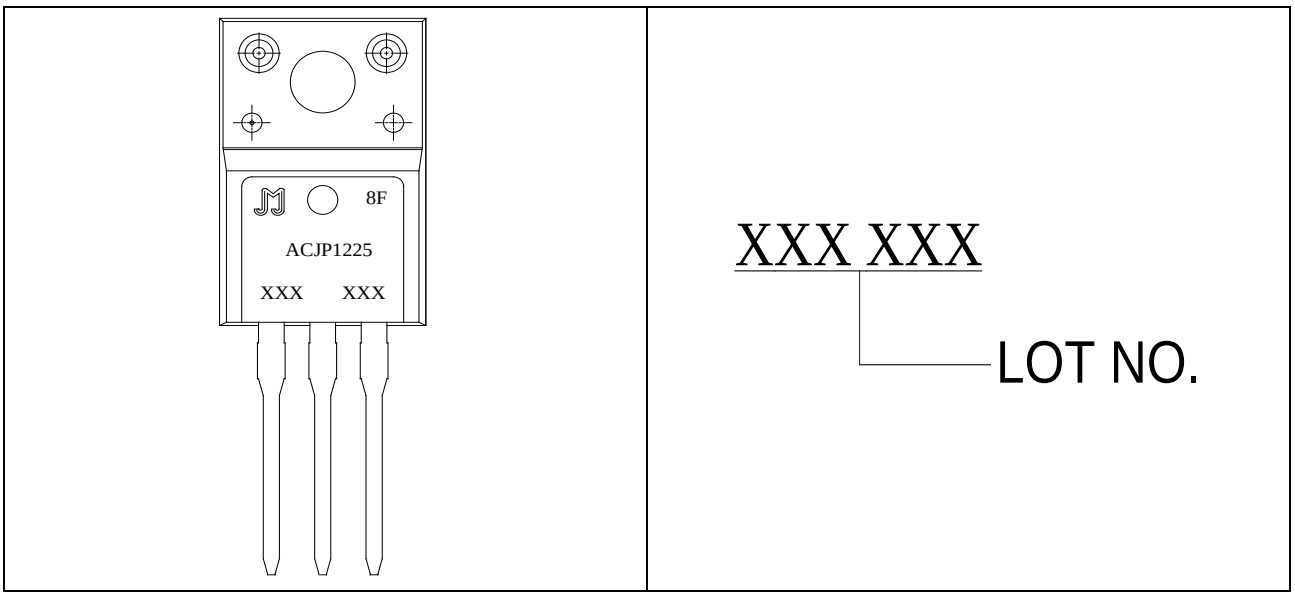

FIG.1: Maximum power dissipation versus RMS on-state current



FIG.2: RMS on-state current versus case temperature

FIG.7 ÖTest circuit for inductive and resistive loads to IEC-61000-4-5 standards

ORDERING INFORMATION

Order code	Voltage V_{DRM}/V_{RRM} (V)	IGT(mA)	Package	Base qty. (pcs)	Delivery mode
ACJP1225-8F	800	25	TO-220F(Ins)	50	Tube

Document Revision History

Date	Revision	Changes
Apr.14, 2026	A.1.0	Last updated

PACKAGE MECHANICAL DATA

1 . 0 4 · 9

5. .8 20

Information furnished in this document is believed to be accurate and reliable. However, Jiangsu JieJie Microelectronics Co., Ltd. assumes no responsibility for the consequences of use without consideration for such information nor use beyond it. Information mentioned in this document is subject to change without notice, apart from that when an agreement is signed, Jiangsu JieJie complies with the agreement.
Products and information provided in this document have no infringement of patents. Jiangsu JieJie assumes no responsibility for any infringement of other rights of third parties which may result from the use of such products and information. This document supersedes and replaces all information previously supplied.
is a registered trademark of Jiangsu JieJie Microelectronics Co., Ltd.
Copyright © 2026 Jiangsu JieJie Microelectronics Co., Ltd. All rights reserved.