A) H

H YYD U YFYW Y 6 X YA X Y

YU Y

D X WG a a U

DU Ua Y Y	JU Y	I b
℃		

5 WU b

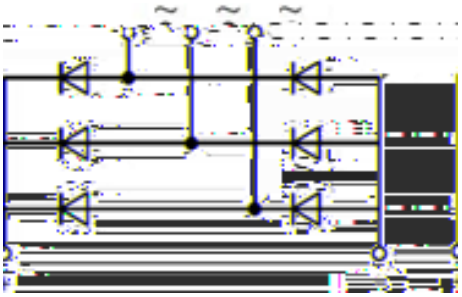

5 V Y AU a a FU b

DU Ua Y Y	bX b	G a V	JU Y	I b

YW WU U UWY W

DU Ua Y Y	bX b	G a V	JU Y			I b
			A b"	H "	AU "	

H WU YW WU H Y a U U UWY W

FIG.1: Forward characteristics(per diode)



FIG.2: Peak on-state surge current

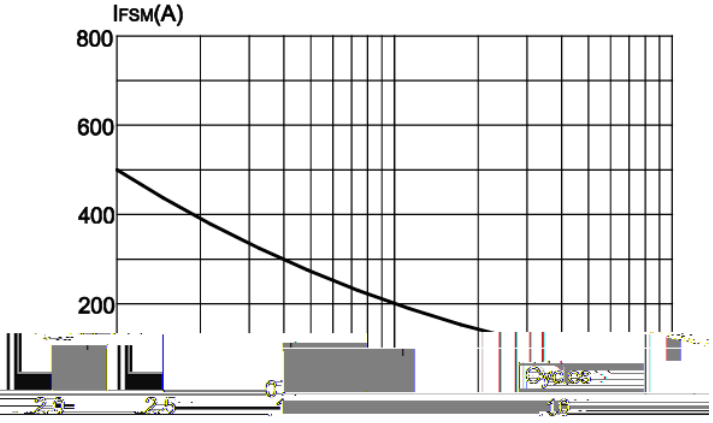

pedance

FIG.3: Forward current vs. case temperature

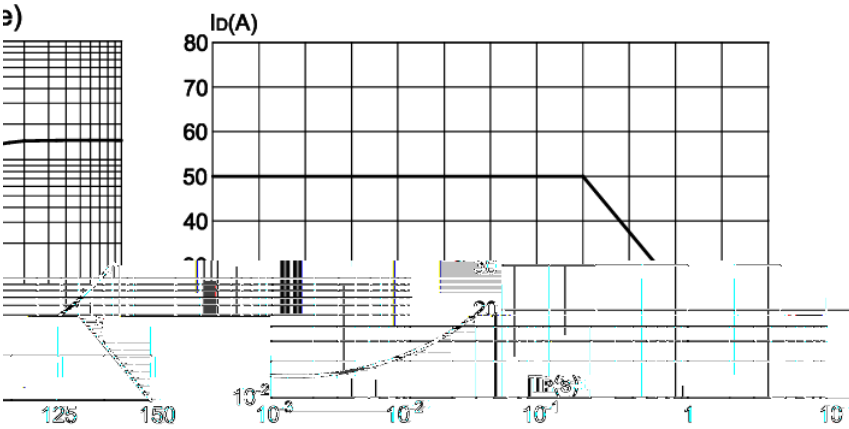

FIG.4: Maximum transient thermal im

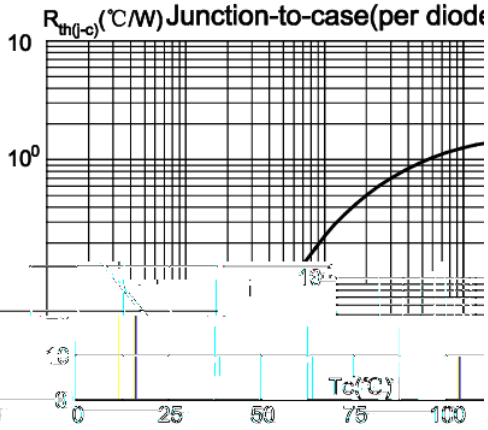

W U Ua

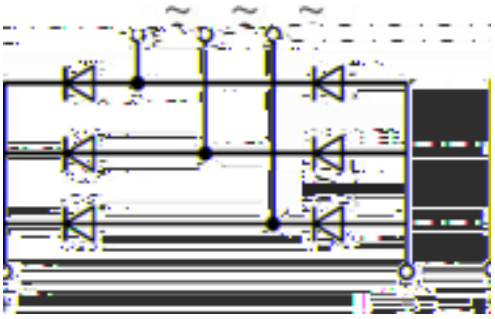

DUWU YC bY a a □

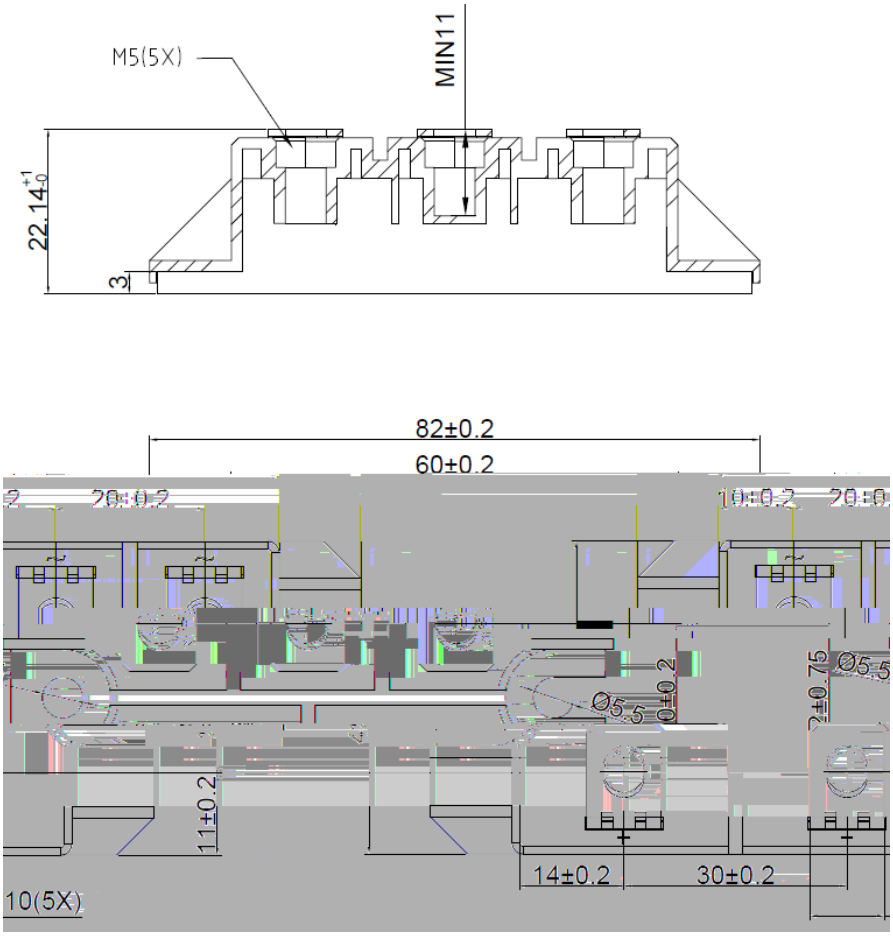
M5(5X)
MIN11
22.14+1 -0
3
82±0.2
60±0.2
20±0.2
10±0.2
20±0
Ø5.5
10±0.2
Ø5.5
2±0.75
11±0.2
14±0.2
30±0.2
10(5X)