℃		

(

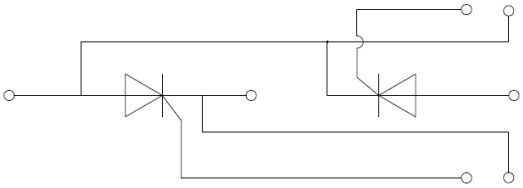

(

	℃			
				℃
				℃

	℃					
	℃					
	℃					
	℃					
	℃					
	℃					

6 0

				0)	
			±		

FIG.1:Power dissipation vs. on-state current (per thyristor or diode)

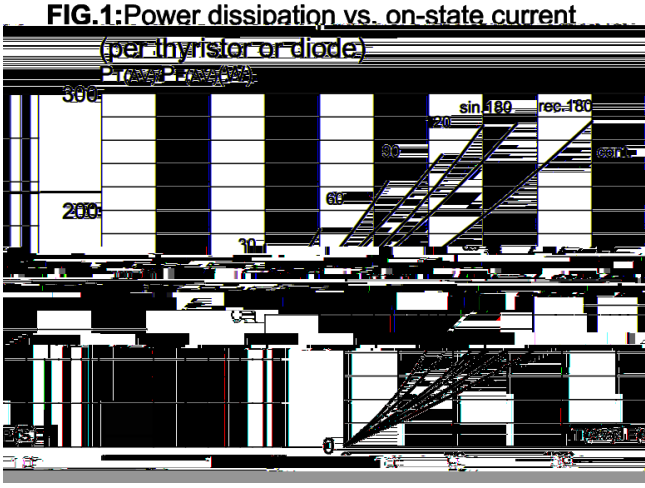

FIG.2: Maximum transient thermal impedance junction to case(per thyristor or diode)



FIG.5 Gate trigger characteristics

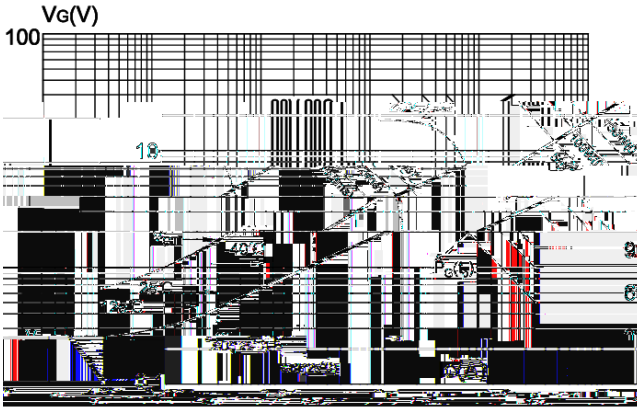

FIG.6: Forward current vs. case temperature (per thyristor or diode)